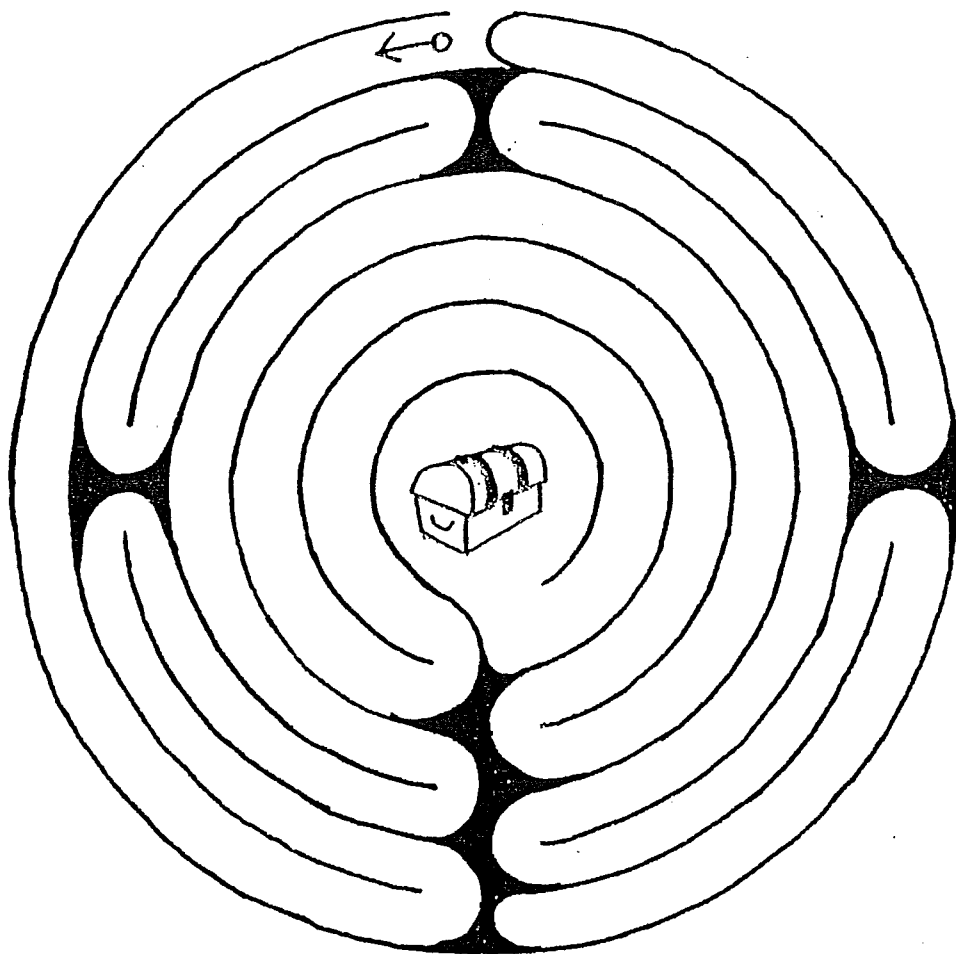


King Edward VI School, Lichfield Handwriting Booklet

Name



Tutor Group

Tracing through mazes is a very good way to practise the hand and eye co-ordination needed for good handwriting. Start with this one at the arrow and get to the treasure chest in the centre.





Perhaps you can find more mazes to do in puzzle books. Can you make up a maze of your own?

More mazes.



Trace these mazes. They are the same shape as some of the letter patterns.



Writing

Writing is an important way of communicating with other people. It is important then that your writing can be easily read by others.

There are a few simple rules which make all writing easier to read:

1. Letters must be formed correctly
— good not good
2. Letters should be the same height
— beautiful not beautiful
3. All letters should slope the same way
— tall not tall
4. Letters and words should be spaced correctly. Do not space out letters too far
— people not people

Between words leave enough space to fit a letter o

— Once upon a time...

not

Once upon a time...

Your handwriting is very individual; you don't have to change it just improve it!

Patterns

Now, before we start to think about forming letters, let's look at some useful patterns that will help to relax your hand and make your writing flow more smoothly.

cccc cccc cccc cccc

Copy this pattern carefully. Try to relax your hand as you write. This pattern will help when you write the letters:

c a d g q o e

Now try these letters:

c	c
a	a
d	d
g	g
q	q
o	o
e	e

oooo oooo oooo oooo

Copy this pattern carefully. Try to relax your hand as you write. This pattern will help when you write the letter *o* and join it to other letters.

Now try these letter pairs:

<i>oa</i>	<i>oa</i>
<i>oo</i>	<i>oo</i>
<i>on</i>	<i>on</i>
<i>og</i>	<i>og</i>
<i>od</i>	<i>od</i>
<i>op</i>	<i>op</i>

hm hm hm hm hm hm

Copy this pattern carefully. Try to relax your hand as you write. This pattern will help when you write the letters
h b k

Now try these letters :

h	h
b	b
k	k

uu uu uu uu uu
uy uy uy uy uy

Copy these patterns carefully. Try to relax your hand as you write. These patterns will help when you write the letters
i u y j

uu

uy

Now try these letters:

i

i

u

u

y

y

j

j

mm mm mm mm mm

mm mm mm mm mm

Copy these patterns carefully. Try to relax your hand as you write. These patterns will help when you write the letters

r n m p

mm

mm

Now try these letters:

r r

n n

m m

p p

u u u u u
l l l l l

Copy these patterns carefully. Try to relax your hand as you write. These patterns will help when you write the letters
i u l t

u u u

l l l

Now try these letters:

i

u

l

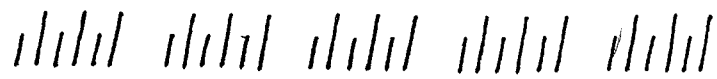
t

i


u

l


t



These are parallel downstrokes. Copy the pattern carefully. This will help you to keep the slope of your letters even.



Now try these letters:



Joining

When you are sure of the correct way to form your letters and have practised the patterns to relax your hand, you will want to begin joining your letters.

There are two types of join...

Some letters join diagonally: C*·*i*·*t*·*y

Other letters join horizontally: f*·*o*·*o*·*d

Some points to remember:

1. Take care when you join a letter to a c d g q o s

Remember: these are reversing letters. First make the joining stroke, then reverse to start the letter.

have ice bad age equal list hop

2. The letter s may be written s or s and joins may be
horizontal : os
or diagonal : as

The following words have Horizontal Joins.
Write the word, check and write it again.
Do several more and then choose the best.

to

from

room

two

fox

note

top

rose

The following words have Diagonal Joins.
Write the word, check, and write it again.
Do several more and then choose the best.

it

hide

came

chain

mum

that

dig


has

The Swallow

Read this and copy it:


Swallows are summer visitors to Great Britain and Ireland. They are easily recognised by their long tail-streamers and chestnut-coloured throat and forehead. Their flight is very graceful. They nest in old buildings, among cliffs and in caves. They eat insects while flying.

Copy each word:

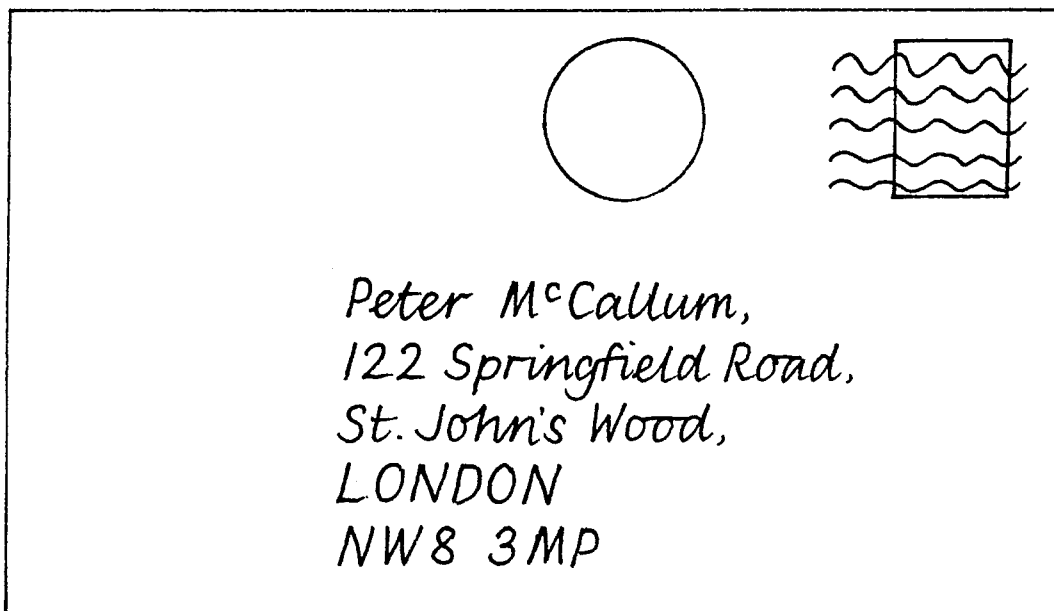


Can you find out more about swallows and other birds that visit us in the summer?

Setting out an envelope:

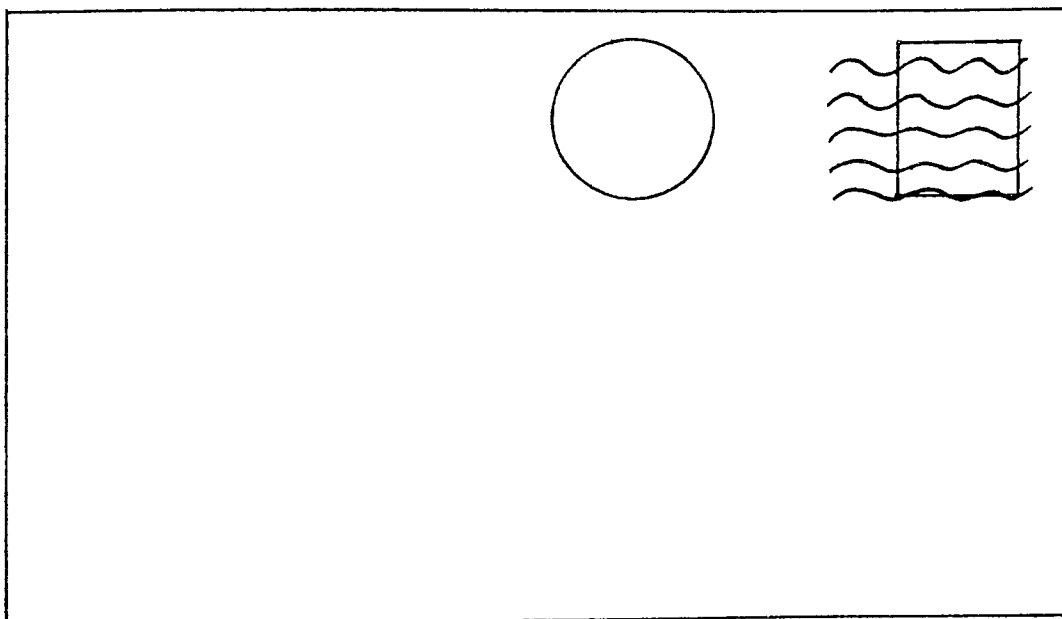


Always start about halfway down the envelope to leave space for the postmark.

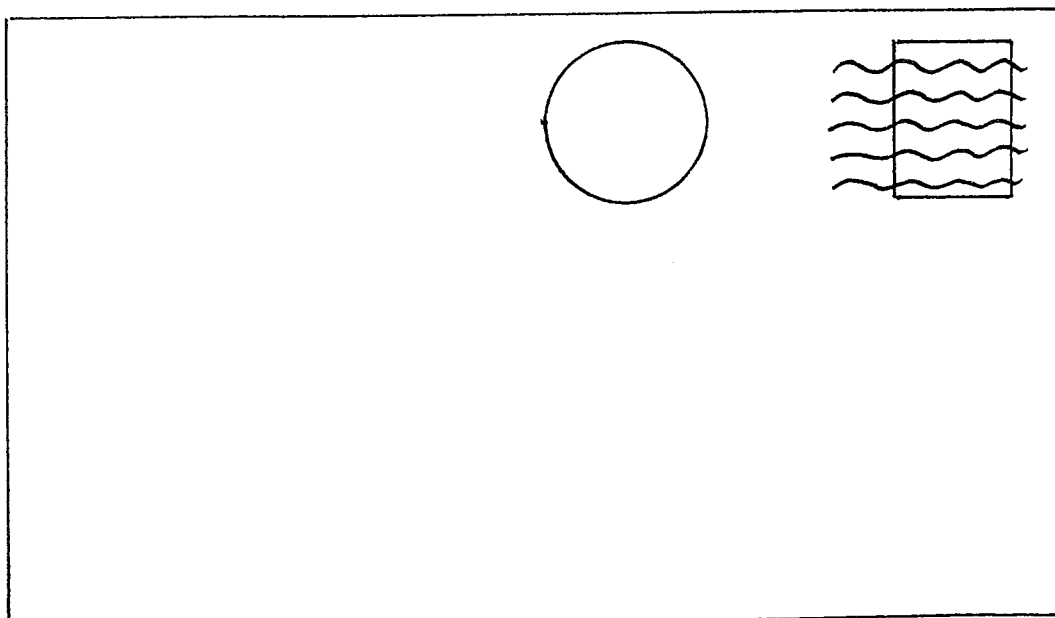


The Postcode should always be the last line of the address. This helps the Post Office to sort the letter more easily.

Here are two envelopes to address:




Address this one to yourself



Address this one to: The Manager,
Newtown Transport Ltd, 192 Watling
Street, Telford, TF1 6XP

The Alphabet

Here are examples of how to form lower case letters in cursive style. The grey lines show the path the pen should take. A cross indicates where a letter should start. A dotted line indicates an abrupt change in direction. Where there is a choice of letter formation (b, f, k, p, s, w, x, z), decide which formation you prefer and practise this one only.



First 100 High Frequency Words

in frequency order reading down the columns

the	that	not	look	put
and	with	then	don't	could
a	all	were	come	house
to	we	go	will	old
said	can	little	into	too
in	are	as	back	by
he	up	no	from	day
I	had	mum	children	made
of	my	one	him	time
it	her	them	Mr	I'm
was	what	do	get	if
you	there	me	just	help
they	out	down	now	Mrs
on	this	dad	came	called
she	have	big	oh	here
is	went	when	about	off
for	be	it's	got	asked
at	like	see	their	saw
his	some	looked	people	make
but	so	very	your	an

You will come across the following words many times in your SCIENCE lessons. Copy each word several times.

pressure

thermometer

molecule

oxygen

solution

chemical

electricity

particle

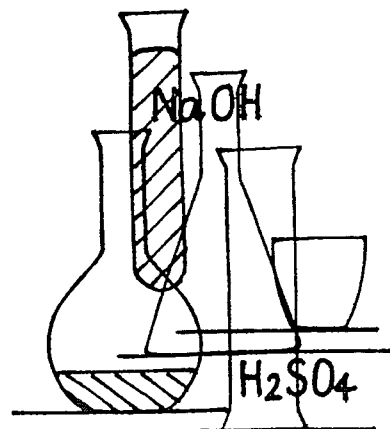
classify

spectrum

Can you spell all these words now?

Ask a friend to test you...

Check you know the meaning of each word.



You will come across the following words many times in your MATHEMATICS lessons. Copy each word several times.

metre

coordinate

multiply

equation

addition

parallel

triangular

percentage

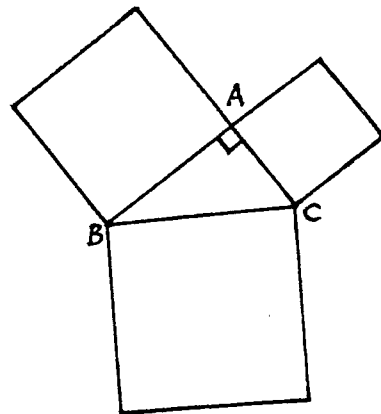
binary

axis

Can you spell all these words now?

Ask a friend to test you...

Check you know the meaning of each word.



You will come across the following words many times in your HISTORY lessons. Copy each word several times.

soldier

knight

defeat

castle

shield

medieval

manor

invasion

tapestry

museum

Can you spell all these words now?

Ask a friend to test you...

Check you know the meaning of each word.



You will come across the following words many times in your MUSIC lessons. Copy each word several times.

pitch

rhythm

melody

phrase

chord

harmony

tempo

sequence

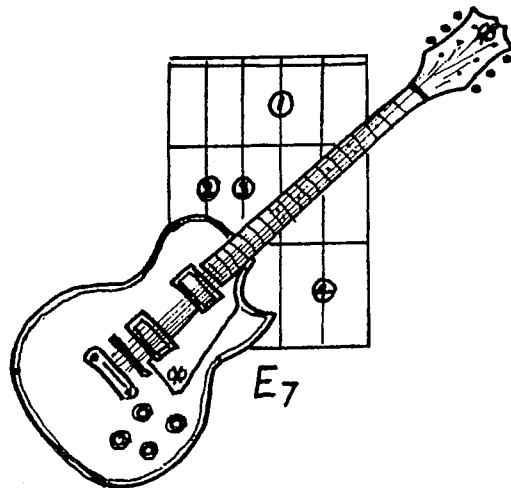
variation

tone-colour

Can you spell all these words now?

Ask a friend to test you...

Check you know the meaning of each word.



You will come across the following words many times in your P.E. lessons. Copy each word several times.

apparatus

athletics

calories

gymnastics

muscle

sequence

hockey

rugby

symmetry

javelin

Can you spell all these words now?

Ask a friend to test you...

Check you know the meaning of each word.



Practice sheet

.....

.....

.....

.....

.....

.....

.....

.....

.....

.....

.....

.....

.....

.....

.....

.....

.....

.....

Practice sheet

The image shows a practice sheet with 10 sets of handwriting lines. Each set consists of three horizontal lines: a solid top line, a dashed midline, and a solid bottom line. The lines are evenly spaced and cover most of the page area.

